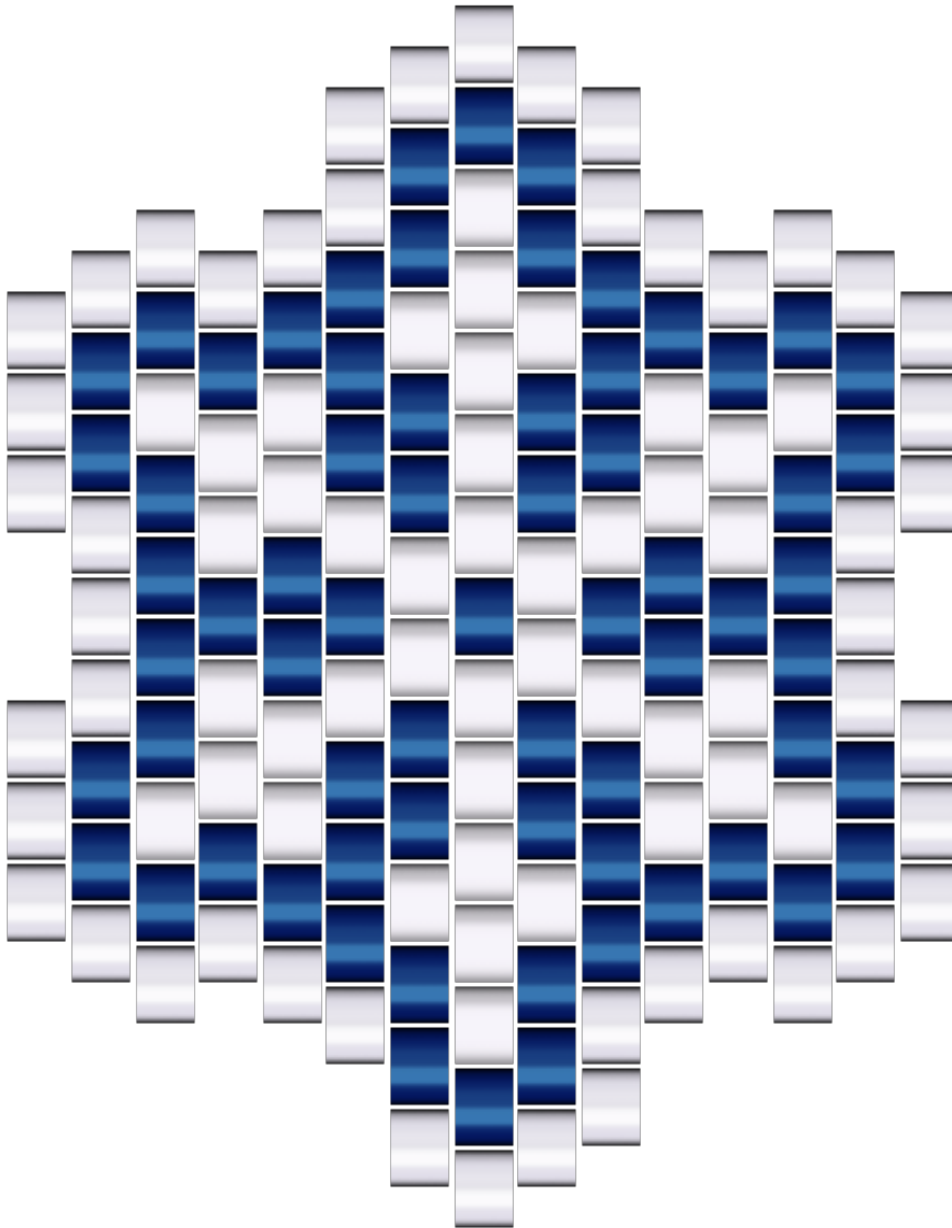





Peyote Snowflake Pattern

By Hannah, The Artisan Duck
www.theartisanduck.com



Bead List

Bead	Symbol	Count	Description
	A	42	White, Opaque (DB200)
	B	67	Silver lined dark blue (DB047)
	C	47	Silver (DB035)

Beading Instructions

For the full tutorial please see - <https://theartisanduck.com/2023/12/24/bead-with-me-a-peyote-snowflake-tutorial-with-free-pdf-pattern/>

Begin with a long length of thread (about 52").

Now for the boring but necessary bit - This tutorial is for personal use only although I am happy for you to gift or sell the finished jewellery. It is prohibited to mass produce, reproduce, copy, share or teach any part of this tutorial. Also, if you share your finished snowflake on social media then please tag me as I would love to see them.

The numbers on the word chart that are followed with an * denotes the number of blank spaces on the pattern diagram where there are no beads.

Pattern Diagram

	1	2	3	4	5	6	7	8	9	10	11	12	13	14	15
2								C							
4						C	B	B	C						
6			C		C	C	B	A	B	C			C		
8	C	C	B	C	B	B	A	A	B	C		C	B		
10	C	B	A	A	A	B	B	A	B	B	A	B	B	B	C
12	C	C	B	A	A	B	B	A	B	A	A	A	B	B	C
14		C	B	A	B	A	A	A	A	B	B	A	B	C	
16		C	B	B	B	B	A	B	A	B	B	B	B	C	
18	C	C	B	A	A	A	B	A	B	A	A	A	B	C	C
20	C	B	A	B	A	B	B	A	B	B	A	A	B	B	C
22	C	C	B	B	B	B	A	A	A	B	B	B	B	B	C
24			C		C		B	A	B	B	C		C		
26							B	A	B						
28							C		C						
30								C							

Word Chart

Rows 1 and 2: → 6*, 3C, 6*

Row 3: ← 2*, 1C, 1B, 1C, 2*

Row 4: → 3*, 2B, 3*

Row 5: ← 2*, 1C, 1A, 1C, 2*

Row 6: → 1*, 2C, 2B, 2C, 1*

Row 7: ← 2C, 1B, 1A, 1B, 2C

Row 8: → 1C, 2B, 2A, 2B, 1C

Row 9: ← 3B, 1A, 3B

Row 10: → 1C, 2A, 2B, 2A, 1C

Row 11: ← 1B, 1A, 1B, 1A, 1B, 1A, 1B

Row 12: → 1C, 1B, 1A, 2B, 1A, 1B, 1C

Row 13: ← 1C, 5A, 1C

Row 14: → 1*, 2B, 2A, 2B, 1*

Row 15: ← 1C, 5B, 1C

Row 16: → 1*, 2B, 2A, 2B, 1*

Row 17: ← 1C, 5A, 1C

Row 18: → 1C, 1B, 1A, 2B, 1A, 1B, 1C

Row 19: ← **1B, 1A, 1B, 1A, 1B, 1A, 1B**

Row 20: → **1C, 2A, 2B, 2A, 1C**

Row 21: ← **3B, 1A, 3B**

Row 22: → **1C, 2B, 2A, 2B, 1C**

Row 23: ← **2C, 1B, 1A, 1B, 2C**

Row 24: → **1*, 2C, 2B, 2C, 1***

Row 25: ← **2*, 1C, 1A, 1C, 2***

Row 26: → **3*, 2B, 3***

Row 27: ← **2*, 1C, 1B, 3***

Row 28: → **3*, 2C, 3***

Row 29: ← **3*, 1C, 3***

Row 30: → **8***

* = space between beads